



# Risk Factors: High School

## East Grand Rapids High School East Grand Rapids



The Michigan Profile for Healthy Youth (MiPHY) is an online student health survey offered by the Michigan Departments of Education and Community Health to support local and regional needs assessment. The MiPHY provides student results on health risk behaviors including substance use, violence, physical activity, nutrition, sexual behavior, and emotional health in grades 7, 9, and 11. The survey also measures risk and protective factors most predictive of alcohol, tobacco, and other drug use and violence. MiPHY results, along with other school-reported data, will help schools make data-driven decisions to improve programming funded under the Title IV Safe and Drug-Free Schools (SDFS) program of the No Child Left Behind Act of 2001 as well as other prevention and health promotion programming.



### Of Vital Concern: Risk Factors<sup>1</sup>

Üä \ Áœ&ç | • Áœ ^ & @œ&ç | ä çœ Áœ • [ &œ ^ ä  
, ãœ Á ^ œ Á [ ç ] çœ Á | Á ^ à • çœ & Áœ ^ • ^ Ê  
çä | ^ } & Êœ ä Á | œ ^ ä Á | | à | ^ { • Êœ ^ & œ ^ • ^  
| ä \ Áœ & ç | • Á ç ä çœ Á | œ ^ œ Ê Á | Á | { çœ • Ê Á  
œ Á [ ^ ] \* Á ^ | • [ ] ç Á œ Ê Á ^ & çœ Á | ^ ç ^ } çä }  
| ^ ~ ä ^ • Áœ ä | ^ • ä \* Á ä \ Áœ & [ • • Áœ |  
ä | { çœ • Ê Á @ • ^ Á | { çœ • Áœ ^ Á ä ç ä çœ çœ  
çœ ä Á ^ | Ê œ ç ä Ê Á & ç | | Ê œ ä & | { { ^ } ç Ê

ÿ [ ^ çœ @ Á ç | ^ | ä } & Á ^ | çä | ^ Á ä \ Áœ & ç | •  
œ ^ Á | | ^ Á ä ^ | Á | Á ^ ç ^ | | ] Á ^ à • çœ & Áœ ^ • ^  
çœ ä Á | œ ^ ä Á | | à | ^ { • Á | Áœ | ^ • & } & Áœ ç ä  
^ [ ^ ] \* Áœ | çœ | çœ | ä Êœ | [ Ê Á | çœ Á ä \ Áœ & ç | • Ê  
• ~ & çœ Á | Á | { { çœ ^ } çœ Á ^ çœ } ä \* Ê Á çœ  
| çœ Á | Áœ çœ ç ä ç Á | | à | ^ { Á ^ @ çœ | • Ê

Ò ^ & çœ Á | ^ ç ^ } çä } Á | | \* | çœ { ç \* Á @ ^ | ä  
| & • Á } Á | çœ Á ^ ä çœ \* Á ä \ Áœ & ç | • Á çœ ä  
^ } çœ çœ \* Á | | çœ & çœ Áœ & ç | • Ê Á @ | ^ | ^ Ê  
| ^ ç ä , Á | çœ @ Á ä \ Áœ & ç | Á ^ | | | çœ ç ä  
] | | çœ & çœ Áœ & ç | Á ^ | | | çœ | Á | ^ | Á ^ ç ä çœ \* Á |  
ä ä çœ çœ Á ^ } çœ Á | | | | çœ çœ çœ | • Ê



### 2010 Survey Results

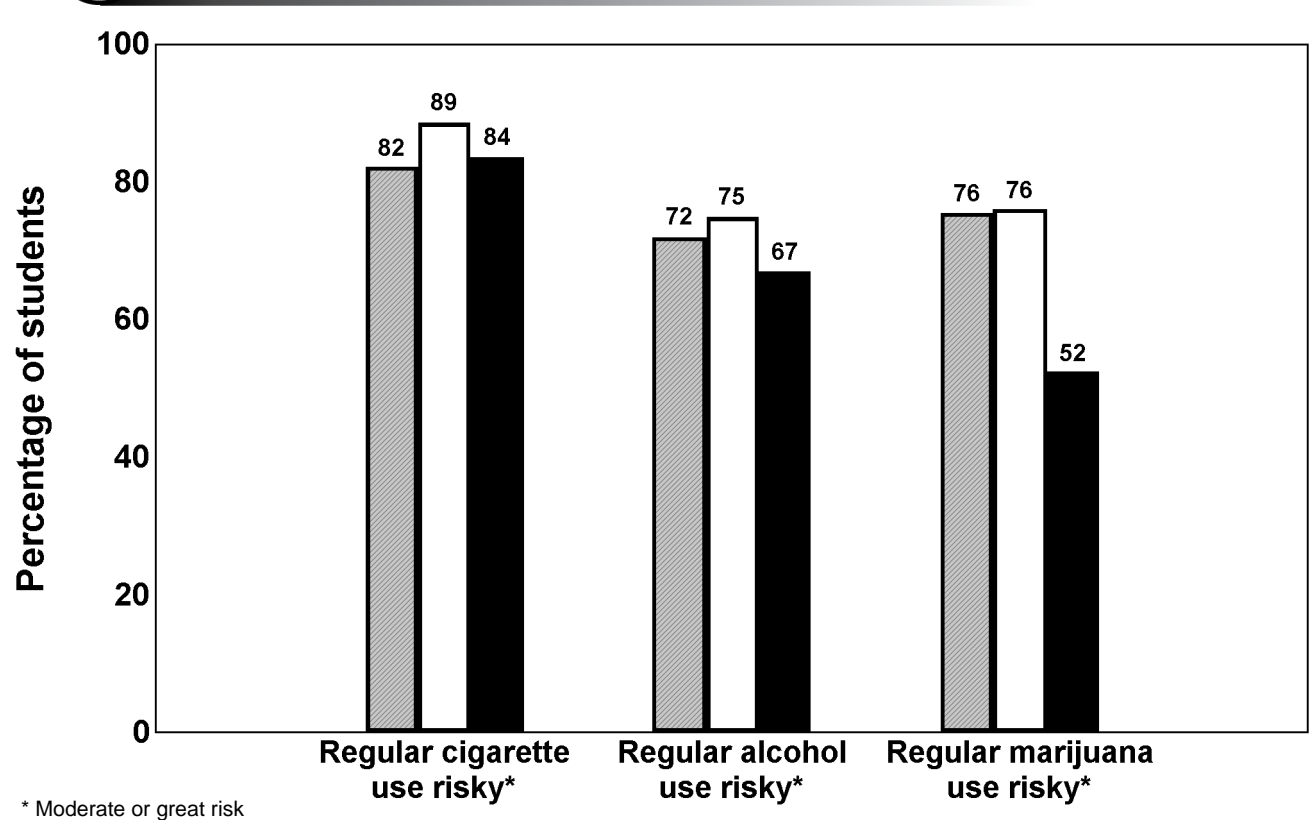
This report provides guidance through text and graphs of selected MiPHY survey results for students in grades 7, 9, and 11. Results of all risk factor items can be found in the summary tables related to the individual and peer, family, school, and community domains. The graphs in this report provide MiPHY building and district results. Use the text and guiding questions to help interpret the results to improve prevention and health promotion programming. For details on survey demographics, please refer to the demographic report.

#### Individual: Perceived Risk of Substance Use

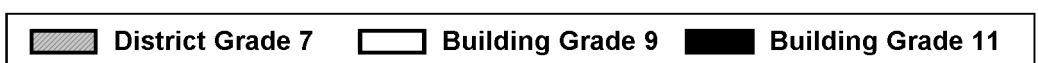
Students who perceive substance use as less risky have a much greater likelihood of early substance abuse and dependence. Typically youth in lower grades perceive substance use as more risky than those in higher grades. Youth are more likely to perceive substance use as less risky when they, or their peers, begin experimenting with substance use without visible or immediate negative consequences.

- ~ Comparing among grades 7, 9, and 11, do younger students have a perception of greater harm than older students?
- ~ Are these perceptions different for cigarettes, alcohol, and marijuana?

#### 1 Individual: Perceived Risk of Substance Use



\* Moderate or great risk  
NA Not available due to suppression



<sup>1</sup> J. David Hawkins and Richard F. Catalano, Communities That Care.

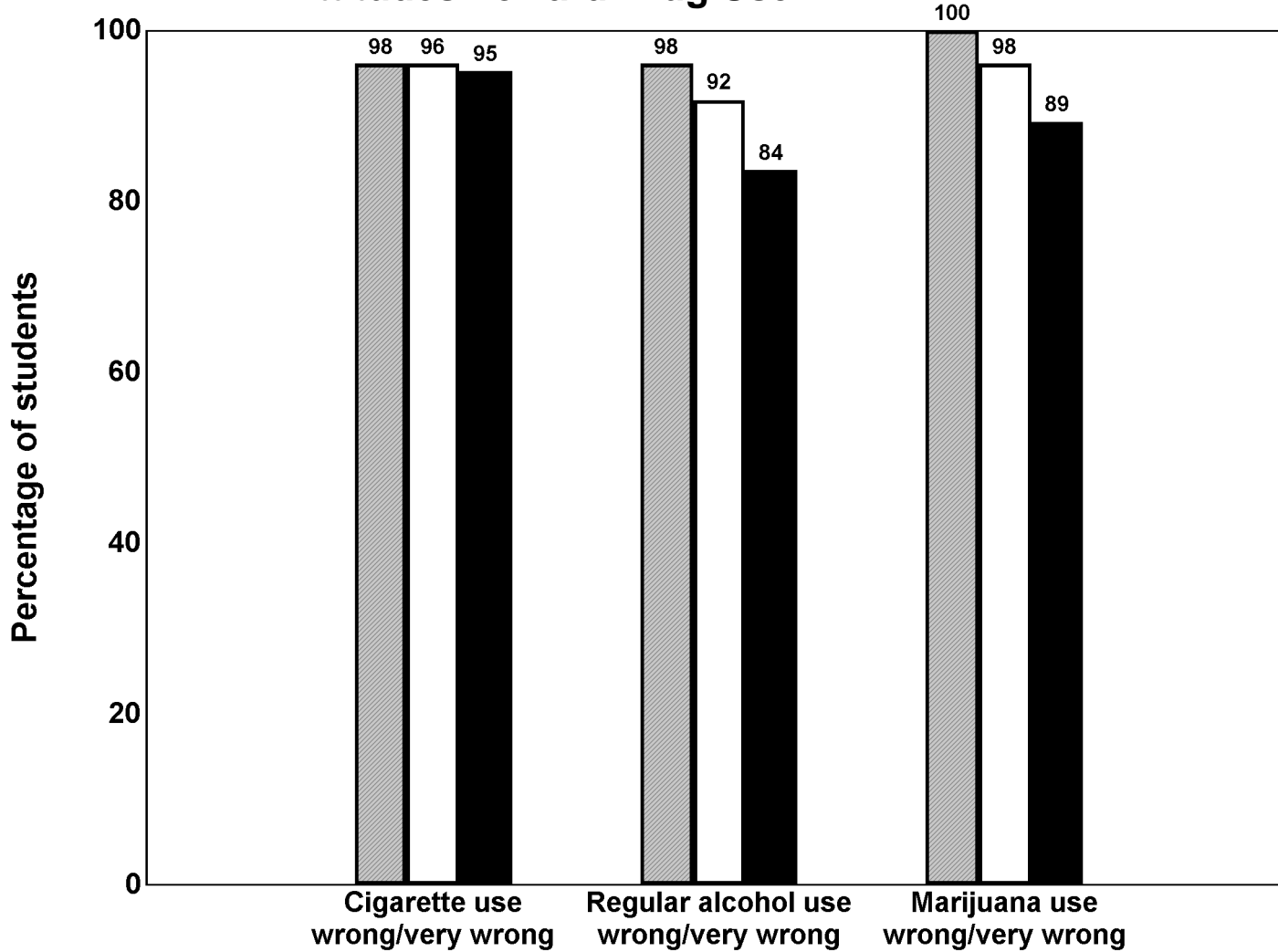


### Family: Youth Perception of Parental Attitudes Toward Drug Use

Y[ ~ @A ^i&] q } • A A æ^} æ ææ à^•A , æàA ~ à•æ &A •^Aæ @ Q A !^àæA A A c à^} o q à ç | ç { ^ } o A a @ A à æ & E æ & | E æ à A @ ! A i ~ \* E A Y [ ~ @ æ A • • | à ^ | A A • ^ A ~ à • æ & • A A @ ^ à ^ | à ç ^ A @ à A æ ^ } o A @ \ • ~ à • æ & A • ^ A A ! [ ] \* A ! A ^ i [ ] \* E

For each grade, compare student perception of parental attitudes toward substance use to student substance use (refer to the Tobacco summary table and Alcohol and Other Drugs summary table for use data).

### 2 Family: Youth Perception of Parental Attitudes Toward Drug Use



NA Not available due to suppression

District Grade 7 Building Grade 9 Building Grade 11

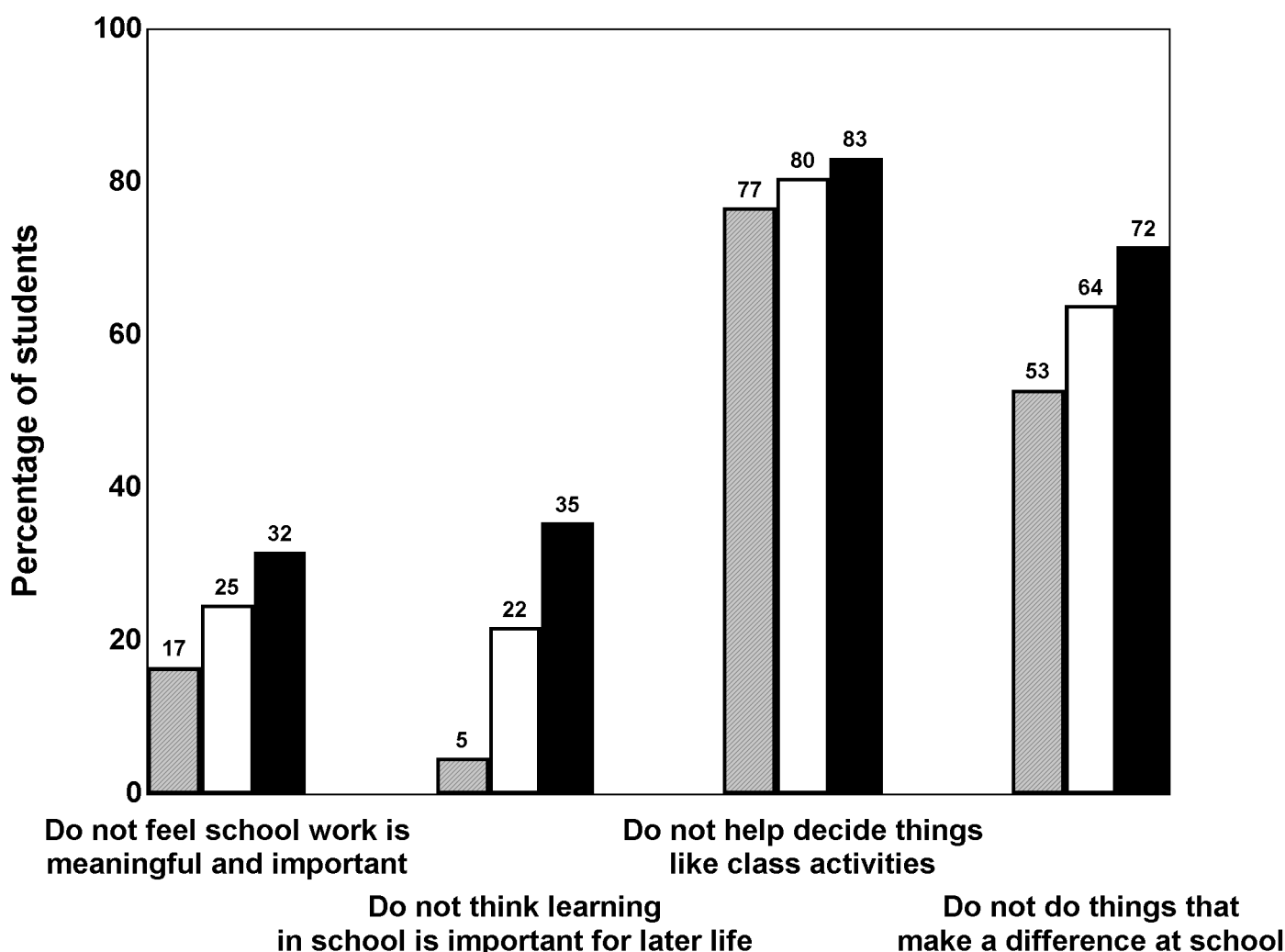
### School: Low Commitment to Learning

Substantial improvements in standardized test scores are found in school environments with high expectations for learning and academic achievement as well as student engagement in meaningful activities.

High percentages on this graph represent low commitment to learning. Are the majority of the students feeling low commitment to learning in one or more of the indicators? All items measuring student commitment to learning can be found in the School Domain Summary Table.

For buildings or districts in which grades 7, 9, and/or 11 are considered a transition grade: Are the results for students in the transition grade(s) different from those in non-transition grades?

### 3 School: Low Commitment to Learning



NA Not available due to suppression

District Grade 7 Building Grade 9 Building Grade 11



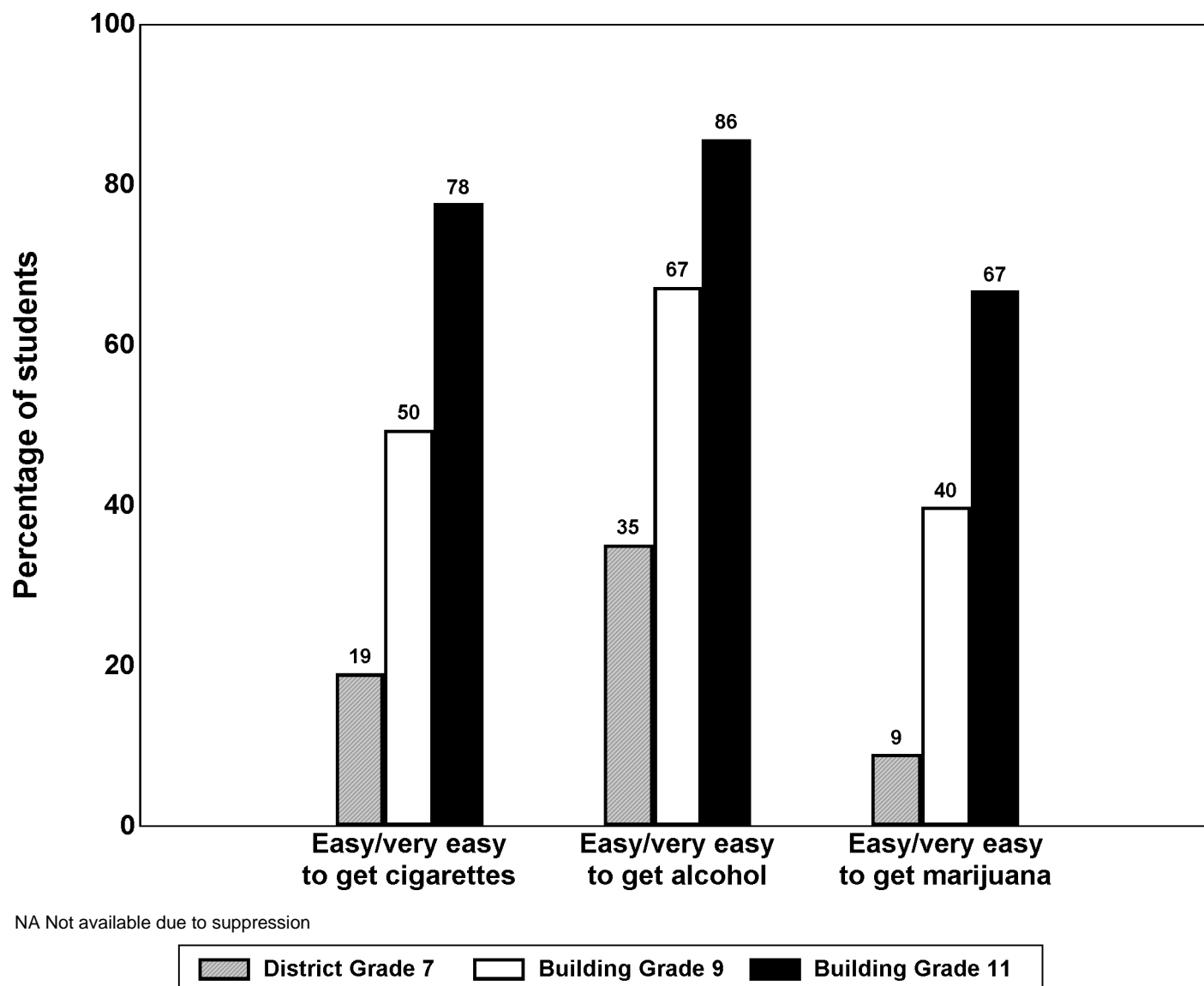
## Community: Perceived Availability of Drugs

The more available drugs and alcohol are in a community, the higher the risk that young people will abuse drugs in that community. Perceived availability of drugs is even associated with increased risk. In communities where students think that drugs are more readily available, a higher rate of drug use occurs.

“ For each grade, compare student perception of substance availability to actual substance use (refer to the Tobacco summary table and Alcohol and Other Drugs summary table for use data).

“ For each grade, compare student perception of substance availability to student report of illegal substances being offered, sold, or given on school property (see Alcohol and Other Drug summary table for drug offer/exchange data).

### 4 Community: Perceived Availability of Drugs



Selected results in this report are only a portion of the data available for risk and protective factors. For more results, please refer to these summary table reports:

- “ Individual and Peer Domain
- “ Family Domain
- “ School Domain
- “ Community Domain

The contents of this report were developed under a grant from the United States Department of Education (Grants to States to Improve Management of Drug and Violence Prevention Programs (CFDA#84.184R)). However, those contents do not necessarily represent the policy of the United States Department of Education, and you should not assume endorsement by the Federal Government.  
Authority: 20 U.S.C. 1221e-3 and 3474